


Costs and Financing of Agriculture

2018

Graphical Summary



September 2020

Impressum

Costs and Financing of Swiss Agriculture

(Data 2018)

Editor: Vision Landwirtschaft, Oberwil-Lieli

Text: Felix Schläpfer (Kalaidos Fachhochschule Schweiz)

Layout and illustration: Vision Landwirtschaft

Further information: Vision Landwirtschaft, www.visionlandwirtschaft.ch

Full report (in German and French):

Kosten und Finanzierung der Landwirtschaft / Coût et financement de l'agriculture

Vision Landwirtschaft, 2020

Costs and Financing of Swiss Agriculture

Key results, data 2018

15.9 billion Swiss francs (CHF)

Total cost

13.7 billion CHF **Food production**

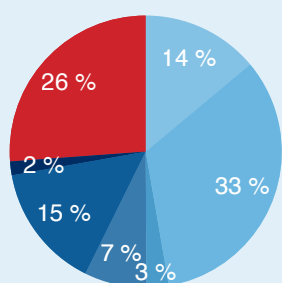
1.0 billion CHF **Public services**

1.1 billion CHF **Other production**

(rounded figures)

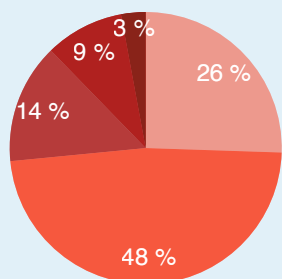
What contributes to the full cost of food...

... and who bears the cost?



Total costs: 13.7 billion CHF

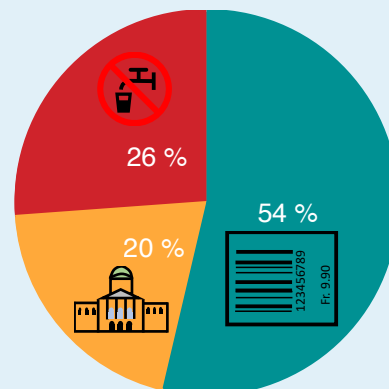
- Infrastructure (buildings, etc.) 1.9
- Intermed. consumption (animal feed, etc.) 4.6
- Interests and rents 0.4
- Compensation of employees 1.0
- Income of farm enterprises / farmer families 2.0
- Costs of government (administration, etc.) 0.2
- Environmental and health costs 3.6



Environmental and health costs (external costs): 3.6 billion CHF

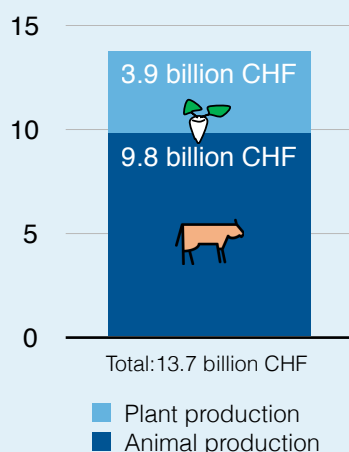
- Greenhouse gases 0.9
- Ammonia emissions 1.7
- Pesticides 0.5
- Nitrate emissions 0.3
- Animal welfare 0.1

Total costs: 13.7 billion CHF

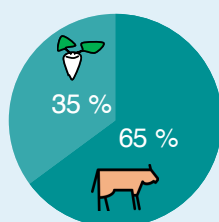


- Consumers 7.4
- Taxpayers 2.8
- General public 3.6

Costs of animal and plant production:

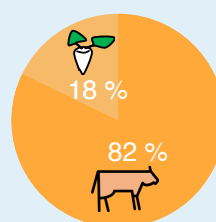


Costs borne by consumers



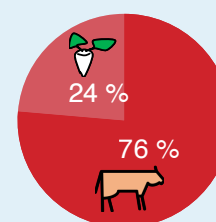
Total: 7.4 billion CHF

Costs borne by taxpayers



Total: 2.8 billion CHF

Costs borne by general public



Total: 3.6 billion CHF

- Animal production 4,8
- Plant production 2,6
- Animal production 2,3
- Plant production 0,5
- Animale production 2,7
- Plant production 0,8

(rounded figures)

